



DC Inverter  
Cooling & heating

# HDH HARMONIA

## Gamme couleurs MURAL

**N**  
NOUVEAU

**A++**

**WiFi  
built-in**



### + PRODUCTS

- RC08C remote control included
- Ioniser + high efficiency filtration
- 4D airflow
- High performance
- Clean design
- Weekly programming (optional)
- Dry contact (optional)
- Compatible with the Multisplit YDZC range

### FEATURES

#### TECHNOLOGY:



4D AIRFLOW



GOLDEN FIN TREATMENT

#### AIR QUALITY/CLEAN:



NANO PHOTOCATALYTIC FILTER



AIR FILTER



AUTO CLEAN/DRY

#### USER FUNCTIONS:



I FEEL



NIGHT MODE



SUPER QUIET



REFRIGERANT LEAKAGE DETECT



PROGRAMMABLE TIMER



AUTO RESTART (MEMORY)



REMOTE CONTROL LOCK



WIFI

#### INSTALLER FUNCTIONS:



ERROR CODE VIA INDOOR UNIT



SELF DIAGNOSTIC



LEFT/RIGHT DRAIN CONNEXION



HEATING ONLY MODE

### CERTIFICATION

AIRWELL participates in the ECP programme for AC1.  
Check ongoing validity of certificate:  
[www.eurovent-certification.com](http://www.eurovent-certification.com)



- Certified in Monosplit configuration

### Full set




HDH Harmonia Black Mirror



HDH Harmonia Mirage Grey

### Compose your set

**1** Choose the color of your indoor unit



HDH Harmonia Glacier White

**2** Then select the reference of the panel color



### THE + «SUSTAINABLE DEVELOPMENT»

- High performance product (SEER/SCOP)
- Energy savings with heating mode only and setpoint limits

### THE + «USER»

- Built-in WiFi
- Optimal air diffusion
- Quiet (20 dB)
- Multiple applications connectable using the dry contact: room card, presence detection

### THE + «INSTALLER»

- Installer mode on remote control

### THE + «TECHNOLOGY»

- High corrosion resistance with the Golden Fin
- Refrigerant leak detection
- High performance at -15 °C







\* Available during 2021.

**Airwell**  
Just feel well

# HDH HARMONIA Colour range TECHNICAL DATA

Indoor unit Glacier White		AW-HDH009-N91	AW-HDH012-N91	AW-HDH018-N91	AW-HDH024-N91
Indoor unit part number Glacier White		7SP023186	7SP023187	7SP023188	7SP023189
Indoor unit Mirage Grey		AW-HDH009-N91-G	AW-HDH012-N91-G	AW-HDH018-N91-G	AW-HDH024-N91-G
Indoor unit part number Mirage Grey		7SP023211	7SP023212	7SP023213	7SP023214
Indoor unit Black Mirror		-	AW-HDH012-N91-B	AW-HDH018-N91-B	AW-HDH024-N91-B
Indoor unit part number Black Mirror		-	7SP023216	7SP023217	7SP023218
Phase		Single phase	Single phase	Single phase	Single phase
COOLING					
Rated power (min./max.)	kW	2.85 (1.02-3.19)	3.53 (0.82-4.16)	5.29 (1.73-6.21)	7.23 (2.58-8.43)
Pdesignc	kW	2.80	3.50	5.30	7.20
Rated power input	kW	0.71	1.09	1.64	2.21
SEER/Energy label		8.23/A++	7.55/A++	6.44/A++	6.44/A++
Operating limits	°C	-15°/50° Dry bulb			
HEATING					
Rated power (min./max.)	kW	2.77 (0.88-3.66)	3.74 (0.85-4.77)	5.38 (1.05-6.97)	8.42 (1.52-9.43)
Pdesignh (average climate)	kW	2.70	2.80	4.00	5.20
Pdesignh (warmer climate)	kW	3.10	3.20	4.40	6.30
Rated power input	kW	0.66	1.01	1.40	2.63
SCOP/Energy Label (average climate)		4.1/A+	4/A+	4/A+	4/A+
SCOP/Energy Label (warmer climate)		5.1/A+++	5.1/A+++	5.1/A+++	5.1/A+++
Operating limits	°C	-15°/30° Dry bulb			
Power @ -10°C	kW	2.31	2.36	4.28	5.89
Power @ -15°C	kW	2.15	2.19	3.76	5.36
INDOOR UNIT					
Sound pressure level to 1 m (VL/LS/MS/HS)	dB (A)	20/23/29/39	21/22/30/38	22/28/33/41	26/30/40/46
Sound power level	dB (A)	54	56	58	62
Airflow (LS/MS/HS)	m³/h	230/309/416	294/459/515	420/505/750	640/830/1020
Dehumidification	l/h	1	1.2	1.7	2.4
Outline dimensions (WxHxD)	mm	722x290x187	802x297x189	965x319x215	1080x335x226
Package dimensions (WxHxD)	mm	790x370x270	875x375x285	1045x405x305	1155x415x315
Net weight/Gross weight	kg	7.4/9.6	8.2/10.7	10.8/14.1	12.9/16.5
Panel part number Silver Grey		7ACTL0550	7ACTL0551	7ACTL0552	7ACTL0553
Panel part number Champagne Beige		7ACTL0542	7ACTL0543	7ACTL0544	7ACTL0545
Panel part number Passion Red		-	7ACTL0547	-	-
OUTDOOR UNIT					
Outdoor unit		AW-YHDH009-H91	AW-YHDH012-H91	AW-YHDH018-H91	AW-YHDH024-H91
Sound pressure level to 1 m	dB (A)	55	54	57	60
Sound power level	dB (A)	59	60	64	66
Airflow	m³/h	2000	2000	2100	2700
Compressor type		Rotary DCI	Rotary DCI	Rotary DCI	Rotary DCI
Outline dimensions (WxHxD)	mm	770x555x300	770x555x300	800x554x333	845x700x320
Package dimensions (WxHxD)	mm	900x585x345	900x585x345	920x615x390	965x765x395
Net weight/Gross weight	kg	27.2/29.7	27/29.4	37/39.9	50/53.1
Part number		7SP063035	7SP063036	7SP063037	7SP063038
POWER SUPPLY					
Phase/Voltage/Frequency		1P/220-240V/50Hz	1P/220-240V/50Hz	1P/220-240V/50Hz	1P/220-240V/50Hz
Power supply side		Outdoor	Outdoor	Outdoor	Outdoor
Power cable section	mm²	3x1.5	3x1.5	3x1.5	3x2.5
Fuse rating am (D curve)	A	10	10	16	25
Electrical connections	mm²	5x1.5	5x1.5	5x1.5	5x2.5
PIPE LINE					
Suction pipe diameter	inches	3/8"	3/8"	1/2"	5/8"
Liquid pipe diameter	inches	1/4"	1/4"	1/4"	3/8"
Max. length	m	25	25	30	50
Max. height	m	10	10	20	25
Refrigerant/GWP		R32/675	R32/675	R32/675	R32/675
Charge (5 m)	kg	0.7	0.8	1.25	1.6
Additional charge	g/m	12	12	12	24

## OPTIONS

Accessory	Part number	Photo	Function
Wired single control RCW22	7ACEL1778		Weekly timer, mode, fan speed, timer On/Off, "I Feel" function, temperature.
Dry contact On/Off (mandatory with RCW22)	7ACEL1788		External control of air conditioner.
Test tool for high wall	7ACEL1710		Easy viewing of system parameters, failure records and parameter adjustments.
Water pump FlowatchDesign	7ACTL0518		Evacuate condensates from indoor units.

## COMBINATIONS

Indoor unit	Compatible with outdoor unit	
	High wall	Multisplit
HDH Harmonia Colour range 	Monosplit YHDH 	Multisplit YDZC 